



**NEW**  
**AT LARA toric**  
**from ZEISS**

## **ZEISS AT LARA family**

Next generation Extended Depth of Focus  
intraocular lenses



# Introducing the next generation EDoF IOLs with a wider range of focus.\*

ZEISS AT LARA family

// INNOVATION  
MADE BY ZEISS



*ZEISS AT LARA family*

## **Welcome to the next generation of EDoF IOLs**

Today, cataract and presbyopia patients expect more from their treatments than ever before. They want to live glasses-free well into their elder years and are willing to pay for this freedom. However, some patients' eyes are sensitive and thus cannot accept the compromising visual side effects associated with multifocal IOLs.

The new EDoF (Extended Depth of Focus) IOLs from ZEISS, AT LARA® family are designed to provide patients a high degree of spectacle independence as well as fewer visual side effects than multifocal IOLs, resulting in excellent vision over a wider range of distances.

Such mobility and convenience is particularly attractive to patients with an active lifestyle, who prefer to minimize their dependence on glasses despite susceptibility to halos, glare, and other side effects.

The AT LARA 829MP and AT LARA toric 929MP from ZEISS represent the next generation of EDoF IOLs, delivering wider range of focus, excellent quality of vision, and improved optical performance to all cataract and presbyopia patients, even those with astigmatism.

**Our innovative ZEISS AT LARA IOLs will enable you to satisfy a larger group of patients with diverse needs, and in turn grow your practice.**

*\*Data on file.*

# A perfect balance of increased spectacle independence...



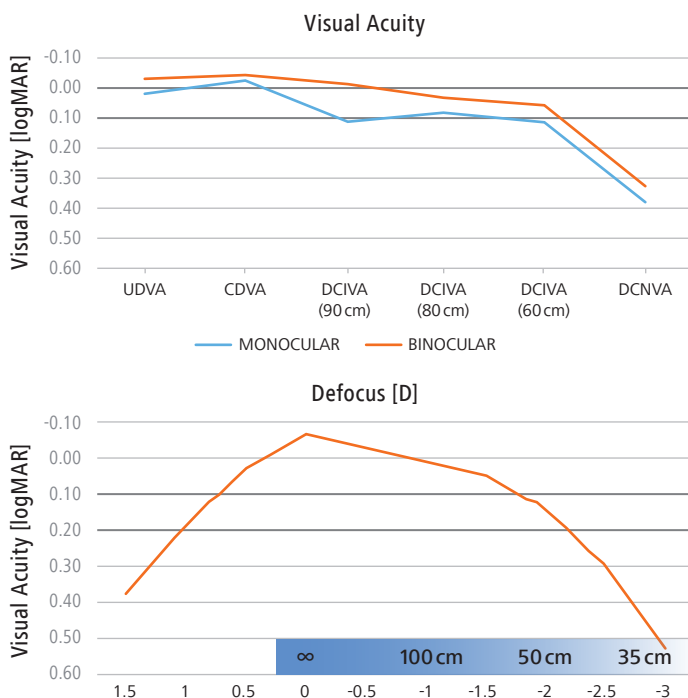
ZEISS AT LARA offers a wider range of focus than previous generation EDoF IOLs, allowing patients to perform a larger range of daily activities without the need of glasses. Also, because the lens induces fewer visual side effects compared to multifocal IOLs, patients will enjoy larger visual comfort, especially at night. In addition, the new AT LARA toric 929M/MP enables effective treatment of astigmatism.

## Increased spectacle independence

The new AT LARA IOLs from ZEISS are designed to provide a high level of spectacle independence, particularly at intermediate distances.

### Visual Acuity and Defocus curve 3 months post-OP.

Average of n = 14 eyes / 7 patients



### Clinical results confirm excellent visual acuity over a wide range of focus\*

#### Findings:


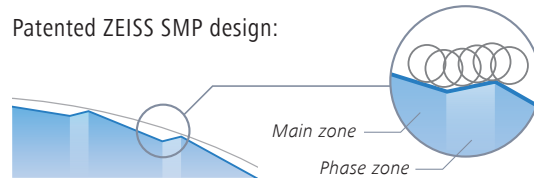
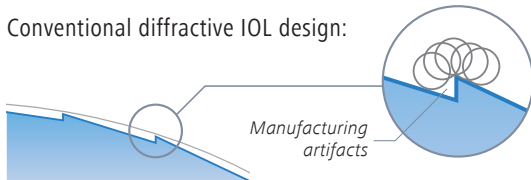
Binocular Visual Acuity was better than 0.0 logMAR (20/20 res. 1.0 decimal) at far and better than 0.1 logMAR (20/25 resp. 0.8 decimal) at intermediate distances of 80 cm and 60 cm.

The defocus curve shows a continuous range of focus from far to close intermediate distances: Visual acuity is better than 0.1 logMAR (20/25 resp. 0.8 decimal) up to ca. 55 cm and better than 0.2 logMAR (20/32 resp. 0.63 decimal) up to ca. 45 cm.

## ... and fewer visual side effects

The ZEISS AT LARA optical design and patented Smooth Microphase (SMP) technology minimize light scattering and thus visual side effects, allowing patients more visual comfort at night.

In conventional diffractive designs, the ideal surface contains steps with sharp angles (see left), but this is beyond the reach of current manufacturing technology (circles in the diagram represent motion of lathing tool). This limitation results in a certain amount of light being scattered in undefined directions. In contrast, the patented SMP technology incorporates so-called "phase zones" as part of the optical design, leading to a superior surface design with much shallower angles (see right). The result: greater manufacturing precision with less light scatter.



Clinical results confirm the low amount of visual side effects\*

Findings:

**86 %** of patients report **no** or **mild** side effects



14% of patients report **moderate** side effects

**0%** of patients report severe side effects

\* From: Tarib, I. et al.: Postoperative Results in Patients Implanted with a Novel Enhanced Depth of Focus Intraocular Lens. *EC Ophthalmology*. March 2018



## Excellent results to make more patients happy

### The ZEISS AT LARA family ...

ZEISS offers a comprehensive portfolio of premium IOLs to cover different patients' needs. Depending on patients' individual habits, preconditions, and sensitivity to visual side effects, you can now choose among different premium options:

#### **ZEISS AT LARA 829MP and ZEISS AT LARA toric 929M/MP**

AT LARA IOLs from ZEISS allow you to deliver advanced solutions to more patients. For those desiring a high degree of spectacle independence and willing to accept reading glasses, the ZEISS AT LARA family holds the answer. The toric version of the EDoF IOL – ZEISS AT LARA toric – also corrects astigmatism.

- Wider range of focus than previous generation EDoF IOLs
- Spectacle independence for intermediate and far distances
- Fewer visual side effects than with multifocal IOLs
- Aberration-neutral aspheric design and advanced chromatic correction for optimal contrast sensitivity
- Precise astigmatism correction with proven rotation stability of ZEISS toric IOLs with AT LARA toric





... and ZEISS AT LISA tri family

**ZEISS AT LISA tri 839MP and ZEISS AT LISA tri toric 939M/MP**

For patients aiming for maximum spectacle independence at all distances and in all light conditions the trifocal ZEISS AT LISA tri family is the right option. The toric version – AT LISA tri toric 939M/MP – combines the benefits of ZEISS AT LISA tri 839MP with precise correction for astigmatism. Making spectacle independence equally available to your astigmatic patients.

- Spectacle independence at near, intermediate and far distances
- 90% patient satisfaction rate of “extremely high” or “very high”
- 90% of patients enjoy spectacle independence at all distances
- 97% patient referral rate
- Outstanding visual acuity in all light conditions
- Five years of excellent outcomes as proven in over 40 peer-reviewed publications
- Precise astigmatism correction with proven rotation stability of ZEISS AT LISA tri toric





Scan the QR code with your SmartPhone to find out more about the product.  
For more information visit: [www.zeiss.com/lara](http://www.zeiss.com/lara)



0297

AT LARA 829MP  
AT LARA toric 929M/MP  
AT LISA tri 839MP  
AT LISA tri toric 939M/MP



**Carl Zeiss Meditec AG**  
Goeschwitzer Strasse 51–52  
07745 Jena  
Germany  
[www.zeiss.com/lara](http://www.zeiss.com/lara)  
[www.zeiss.com/med/contacts](http://www.zeiss.com/med/contacts)

**EN\_32\_010\_00621** Printed in Germany. CZ-IX/2018  
AT LARA and AT LISA are either trademarks or registered trademarks of Carl Zeiss Meditec AG or other companies of the ZEISS Group in Germany and/or other countries. The contents of the brochure may differ from the current status of approval of the product or service offering in your country. Please contact our regional representatives for more information. Subject to changes in design and scope of delivery and due to ongoing technical development.  
© Carl Zeiss Meditec AG, 2018. All rights reserved.